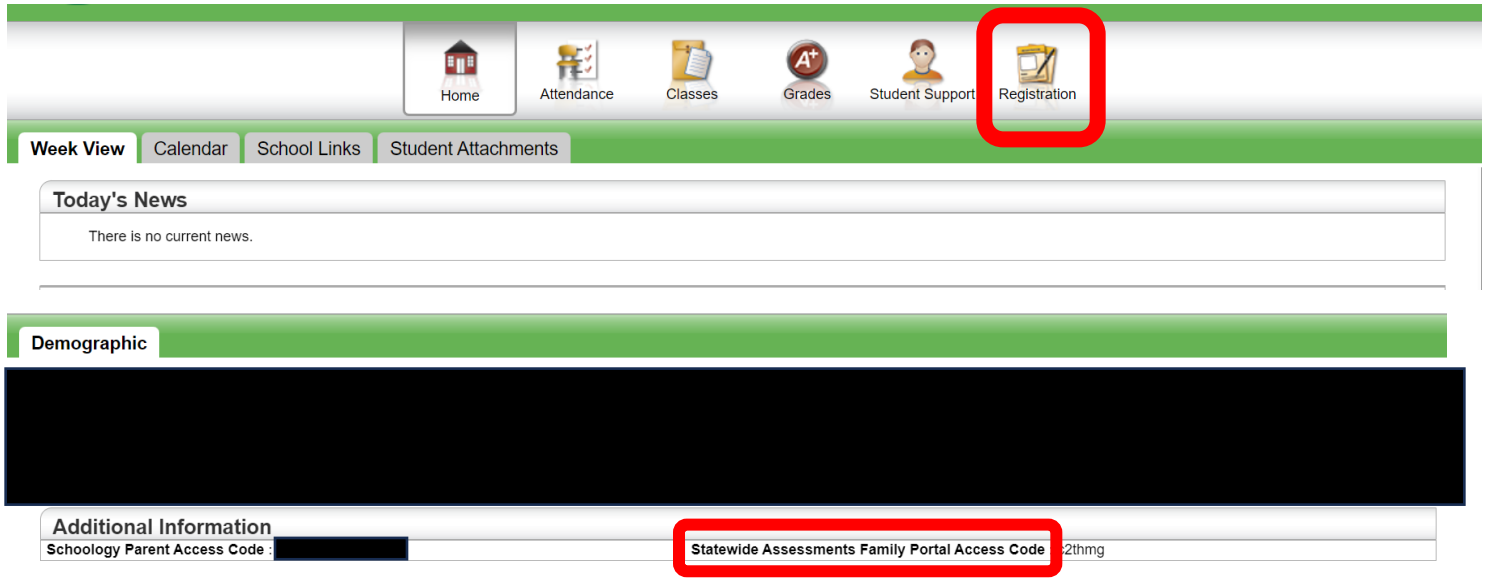


Directions for Families for Accessing Student FAST Scores

FAST scores for PM1 will be uploaded into HAC after the window closes on September 29th. If you would like to see your child's scores before then you may use the Statewide Family Portal Access to do so. To access this account, you must have a unique 6-digit code that has been assigned to your child. This code is posted in HAC and below you will find the directions to access this code and the FAST Family Portal to see your child's scores for Progress Monitoring sessions.

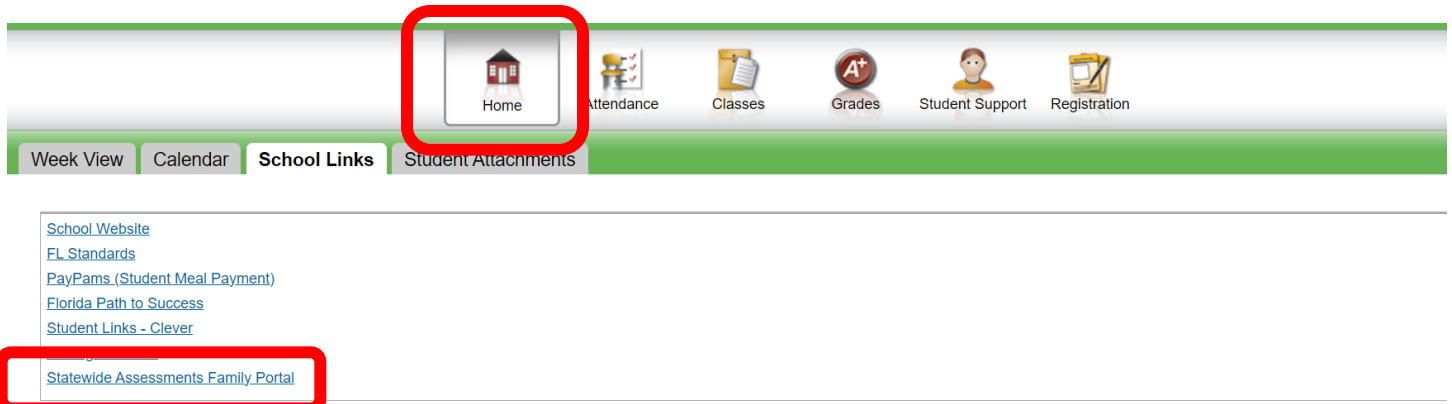
Please follow these steps to access your statewide family portal:

1. Login to your child's HAC account using either your parent login information or you can also have your child login as well.
2. From the login page you will need to get your child's code by clicking on the Registration tab. It should look like this:



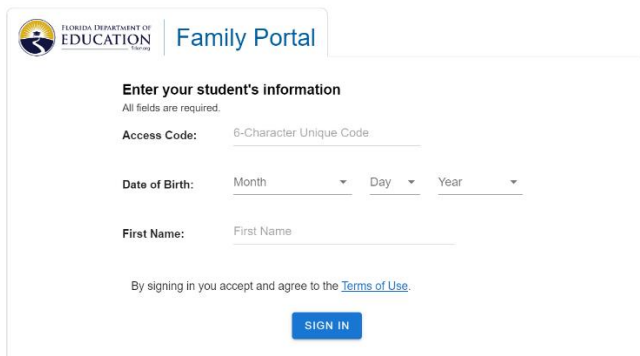
The screenshot shows the HAC interface. At the top, there is a navigation bar with icons for Home, Attendance, Classes, Grades, Student Support, and Registration. The Registration icon is highlighted with a red box. Below the navigation bar, there are tabs for Week View, Calendar, School Links, and Student Attachments. A "Today's News" section is visible, followed by a "Demographic" section. Below that, there is an "Additional Information" section with two fields: "Schoology Parent Access Code" and "Statewide Assessments Family Portal Access Code". The "Statewide Assessments Family Portal Access Code" field is highlighted with a red box.

3. Once you have copied this code. You can find the link to the Family Portal by clicking on the Home tab, then clicking on the School Links tab. You should find the Statewide Assessments Family Portal tab at the bottom of the links list. Click on this tab, enter your child's code, birthday and first name. It will take you to your child's score report, which will have all the information you need to see your child's current academic level on your child's FAST scores from this year.



The screenshot shows the HAC interface. At the top, there is a navigation bar with icons for Home, Attendance, Classes, Grades, Student Support, and Registration. The Home icon is highlighted with a red box. Below the navigation bar, there are tabs for Week View, Calendar, School Links, and Student Attachments. The School Links tab is selected. Below the School Links tab, there is a list of links: School Website, FL Standards, PayPams (Student Meal Payment), Florida Path to Success, Student Links - Clever, and Statewide Assessments Family Portal. The Statewide Assessments Family Portal link is highlighted with a red box.

This will load a screen that prompts you to log in:



The screenshot shows the 'Family Portal' login page for the Florida Department of Education. The page title is 'Family Portal' and it includes the department's logo. The main heading is 'Enter your student's information' with a note that 'All fields are required.' The form contains three input fields: 'Access Code' (a 6-character unique code), 'Date of Birth' (with dropdown menus for Month, Day, and Year), and 'First Name'. Below the form is a link to the 'Terms of Use' and a blue 'SIGN IN' button.

4. The second round of FAST testing will be in December and January. If you have any additional questions about FAST testing, please reach out to our Testing Coordinator overseeing testing, Kourtney Williams at Kourtney.Williams@stjohns.k12.fl.us